

Feedback Analysis Report

(2017-18)

Every year, the College collects feedback from various stakeholders to measure the impact of all the efforts taken by the institution and to improve quality in all the aspects. The College maintains an Institution Level Feedback Report. Feedback on curriculum and infrastructure is collected on a specific format from students and alumni .The results are formulated by statistically quantifying the received feedback forms.

Data collected is consolidated and a report is prepared. Data entered in the feedback forms are then analysed and suggestions/feedback given by the stakeholders is given due attention.

Analysis of Feedback Collected on specific Performa from :

1) Students-

- ◆ Courses, Syllabi, Subject Evaluation and Teacher
- ◆ Infrastructure and Administration

2) Alumni

1. Student Feedback

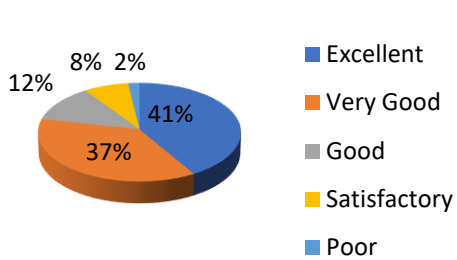
Faculty feedback is regularly collected from students to evaluate and improve the teaching learning process. The analysis pointed out that most of the students are satisfied with course organization, syllabus coverage, content coverage and availability of study material. Students also are satisfied with the evaluation process followed by faculty and practice through assignments. Few students feel that there is need for improvement in teaching methodologies such as concept building, skill development and practice through assignments.

a) Teacher Feedback

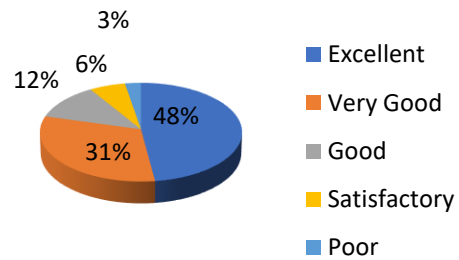
(i) Courses, Syllabi and Subject Evaluation

S No	Criteria	Values in Percentage (%)				
		Excellent	Very Good	Good	Satisfactory	Poor
1	Course Organisation	41.5	36.9	12.1	7.6	1.9
2	Syllabus Coverage	47.9	31.4	11.9	6.1	2.7
3	Stress on concept building	38.3	33.7	16.0	7.6	4.4
4	Thrust on application of concepts learnt	38.3	34.0	15.9	8.9	3.0
5	Content coverage- from zero level to advanced	41.4	29.4	18.3	7.5	3.4
6	Availability of relevant study material	42.0	26.9	19.3	7.4	4.4
7	Practice through assignments	36.5	31.8	18.3	9.0	4.5
8	Evaluation via tests and viva-voce	31.4	32.5	22.6	9.7	3.8
9	Concept clarity and skills developed	45.2	28.1	14.9	9.0	2.8
10	Overall rating of the course	45.9	27.6	15.0	9.3	2.2

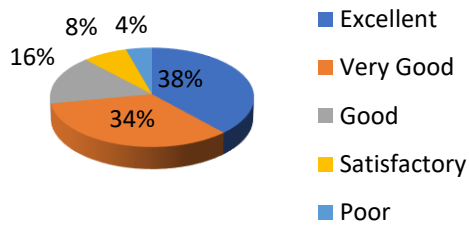
1) Course Organisation



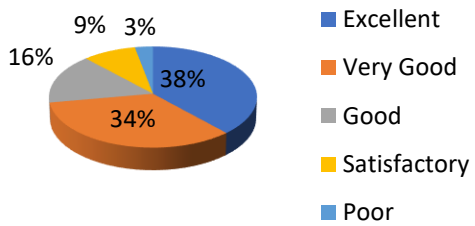
2) Syllabus Coverage



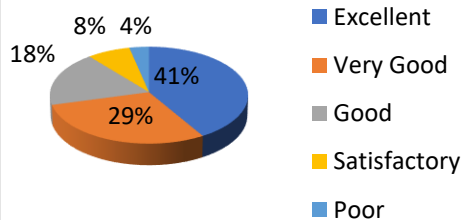
3) Stress on concept building



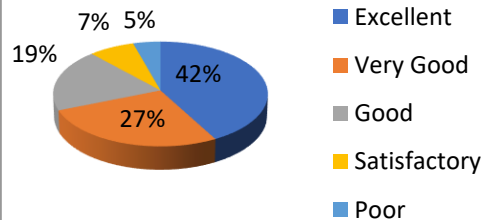
4) Thrust on application of concepts learnt

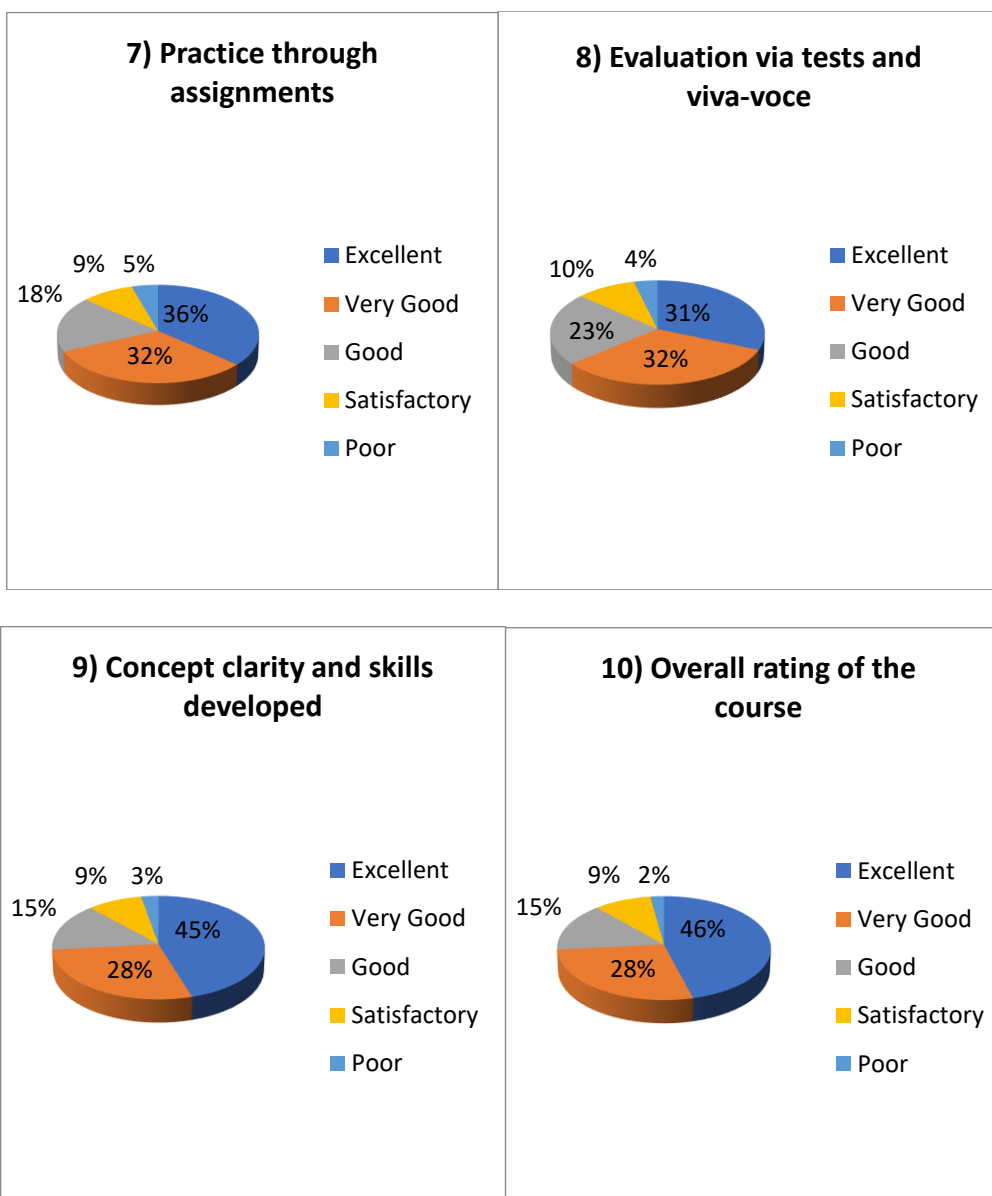


5) Content coverage-from zero level to advanced



6) Availability of relevant study material



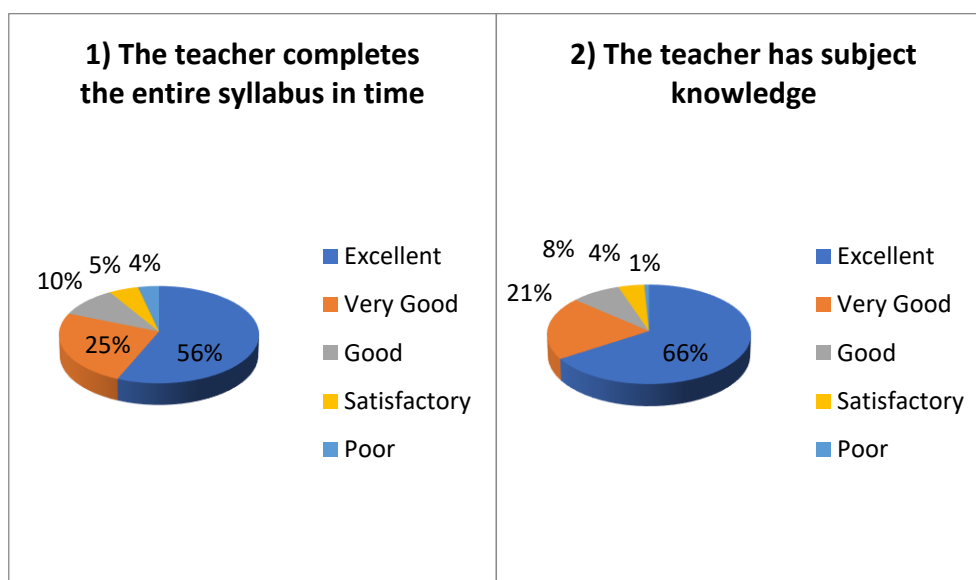


(ii) Teacher

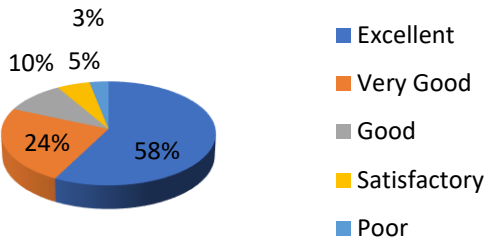
Gathering and valuing student feedback on faculty leads to engaged students, responsive faculty and collective efficacy. More than eighty-eight percent students are satisfied by the teaching methodologies used by faculty; however few of them feel that more innovative methods should be used by faculty while teaching. The feedback analysis further revealed that almost all the faculty have thorough knowledge of their respective subjects and have a friendly and helpful attitude towards their students. Moreover the faculty are easily accessible to the students. Most of the students think that the evaluation done by most of the faculty is fair and unbiased.

S No	Criteria	Values in Percentage (%)
------	----------	--------------------------

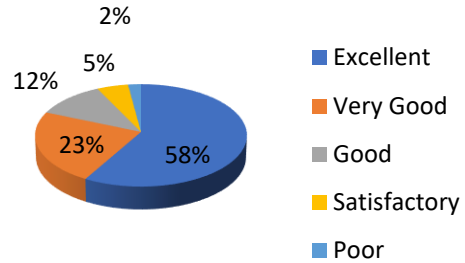
		Excellent	Very Good	Good	Satisfactory	Poor
1	The teacher completes the entire syllabus in time	56.4	24.8	10.1	5.1	3.6
2	The teacher has subject knowledge	65.8	20.5	8.4	4.4	0.8
3	The teacher communicates clearly and inspire me by his/her teaching	57.7	23.9	10.0	5.4	3.1
4	The teacher comes well prepared in the class	58.3	23.2	11.4	5.1	2.1
5	The teacher encourages participation and discussion in the class	45.2	29.3	15.8	7.3	2.4
6	The teacher uses teaching aids	36.2	36.0	15.9	7.4	4.4
7	The teacher's attitude towards students is friendly & helpful	57.3	25.8	11.5	3.5	1.9
8	The evaluation process is fair and unbiased	45.5	33.6	14.0	4.9	2.1
9	The teacher is available and accessible in the department	55.8	24.1	14.0	3.4	2.7



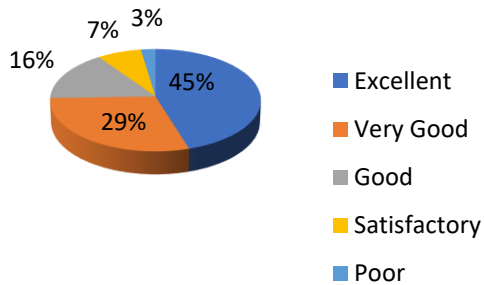
3) The teacher communicates clearly and inspire me by his/her teaching



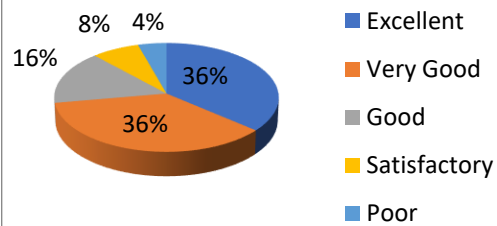
4) The teacher comes well prepared in the class



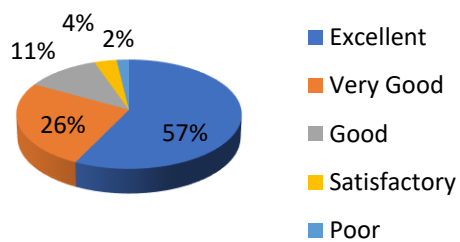
5) The teacher encourages participation and discussion in the class



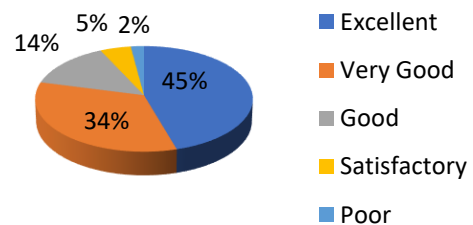
6) The teacher uses teaching aids



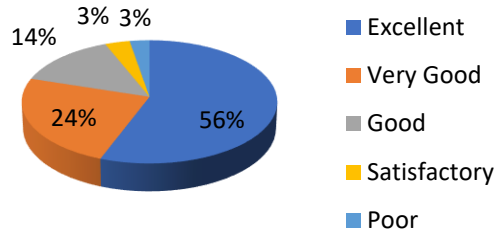
7) The teacher's attitude towards students is friendly & helpful



8) The evaluation process is fair and unbiased



9) The teacher is available and accessible in the department



Conclusion:- Student feedback on faculty is collected to reflect on ways in which teaching learning process can be improved. The analysis highlighted that most of the students feel that syllabus is covered in time by the faculty and the evaluation process followed by them is fair and unbiased. They also believe that faculty communicate clearly and have a friendly and helpful attitude towards students. However some of the students are of the view that faculty should adopt and follow new and alternative teaching aids.

b) Infrastructure Feedback- (i) Institution Infrastructure,
(ii) Administration

The feedback is analysed and the conclusions are passed on to decision making authorities through Principal for incorporation in improvement processes at the College level.

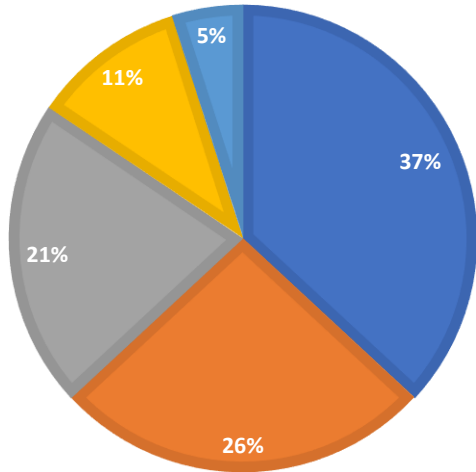
(i) Institution Infrastructure

The College collects feedback on infrastructure from students to make necessary improvements. The analysis of feedback collected pointed out that majority of the students think that the laboratories are well equipped and are also satisfied with the hostel and canteen, but some of the students want improvement in basic amenities, like drinking water and sanitation. They also feel that the medical room (Bhai Kanhaiya Health Centre) and Girls Common Room need to be upgraded.

SNo	Criteria	Values in Percentage (%)				
		Excellent	Very Good	Good	Satisfactory	Poor
1	Laboratories	36.89	26.21	21.36	10.68	4.85
2	Basic amenities - Drinking water and sanitation	13.39	26.79	30.36	17.86	11.61
3	Medical Room	7.45	25.53	32.98	19.15	14.89
4	Girls Common Room	12.16	22.97	25.68	18.92	20.27
5	Hostel	17.65	18.82	41.18	12.94	9.41
6	Canteen and Mess	13.08	21.50	28.04	19.63	17.76

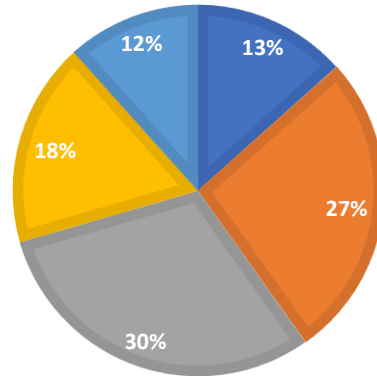
LABORATORIES

■ Excellent ■ Very Good ■ Good
■ Satisfactory ■ Poor



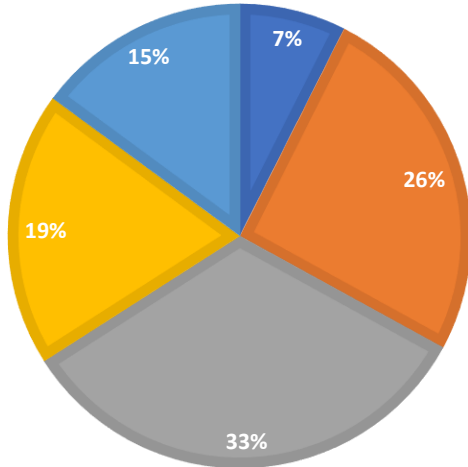
BASIC AMENITIES - DRINKING WATER AND SANITATION

■ Excellent ■ Very Good ■ Good
■ Satisfactory ■ Poor



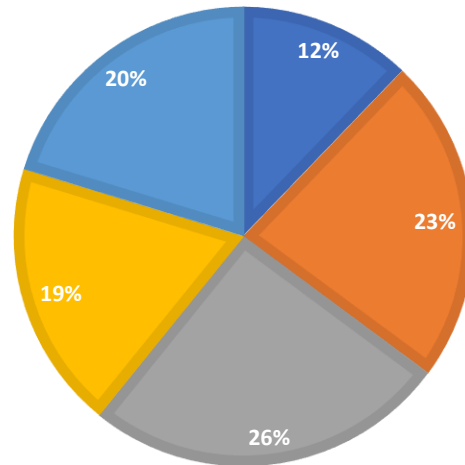
MEDICAL ROOM

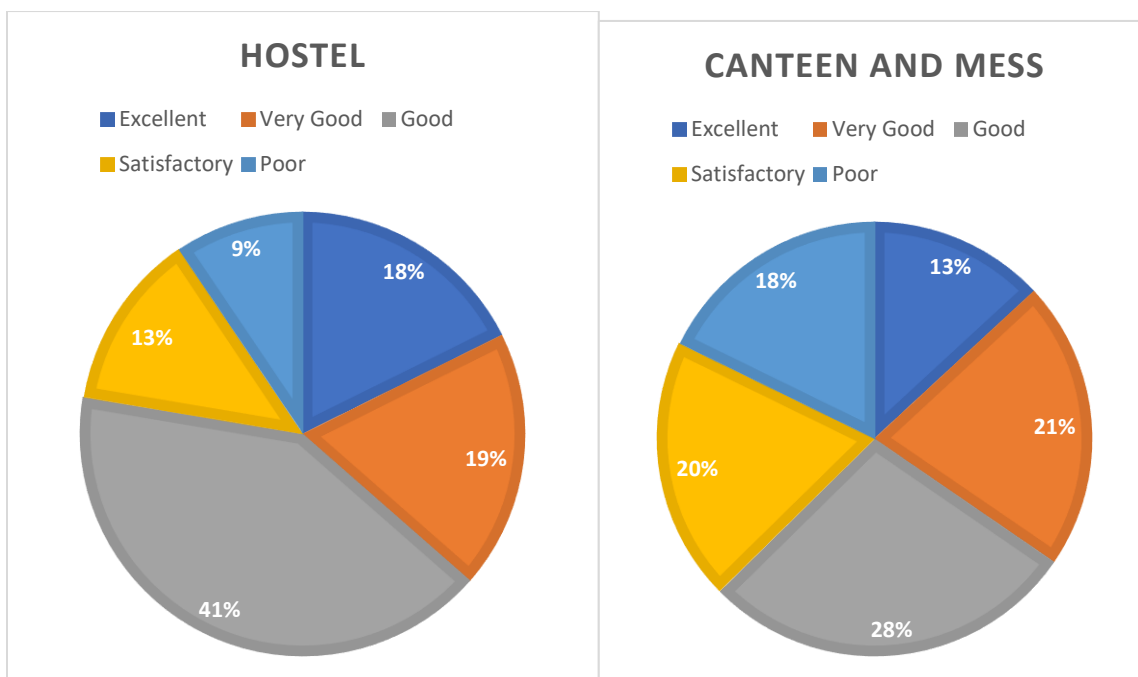
■ Excellent ■ Very Good ■ Good
■ Satisfactory ■ Poor



GIRLS COMMON ROOM

■ Excellent ■ Very Good ■ Good
■ Satisfactory ■ Poor



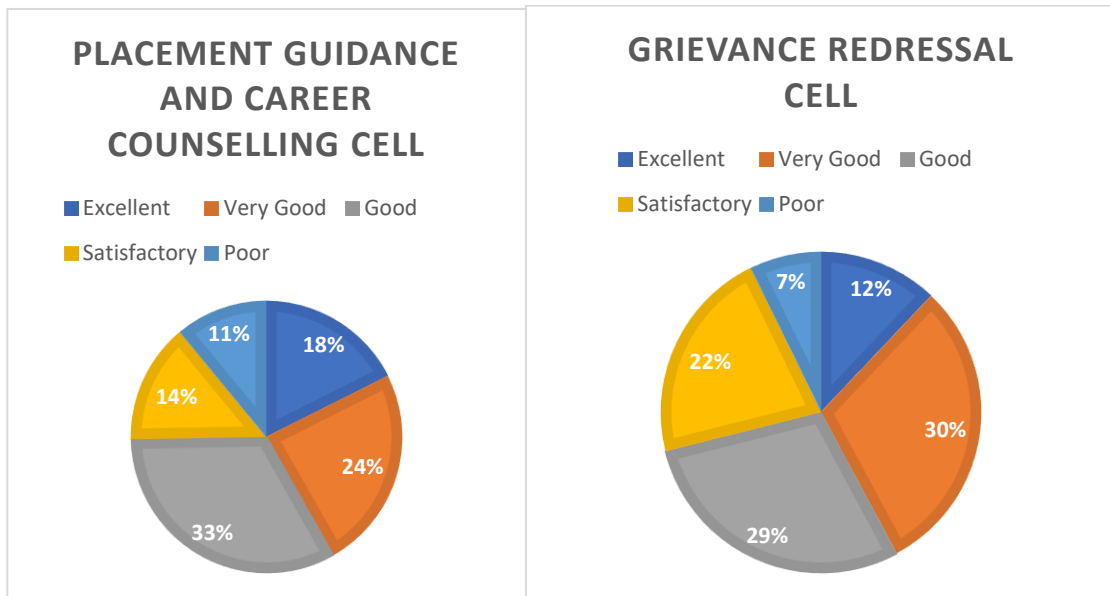


(ii) Administration

This section of the feedback form collects response of the students on the administrative aspects. Most of students are satisfied with the functioning of the office and hostel administration. Majority of them also believe that Grievance Redressal Cell, Anti-Ragging Cell, and Anti-Sexual Harassment Cell are functioning satisfactorily. Around eleven percent of the respondents feel that Placement, Guidance and Career counselling Cell needs improvement and approximately ten percent of the students wants student council to function more effectively.

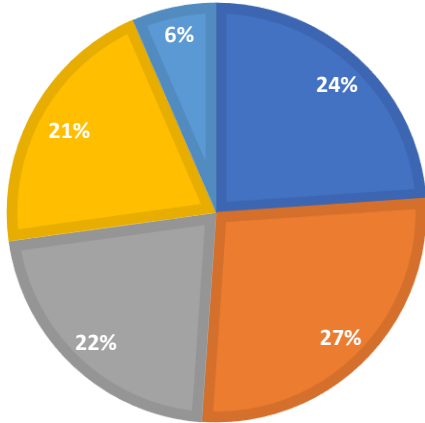
S No	Criteria	Values in Percentage (%)				
		Excellent	Very Good	Good	Satisfactory	Poor
1	Placement, Guidance and Career counselling Cell	17.58	24.18	32.97	14.29	10.99
2	Grievance Redressal Cell	12.05	30.12	28.92	21.69	7.23
3	Anti-Ragging Cell	23.91	27.17	21.74	20.65	6.52

4	Office Administration and student interaction	22.45	30.61	20.41	19.39	7.14
5	Student council Association	20.43	27.96	31.18	10.75	9.68
6	Hostel Administration	19.23	23.08	29.49	23.08	5.13
7	Anti-Sexual Harassment Cell	23.75	18.75	31.25	21.25	5.00



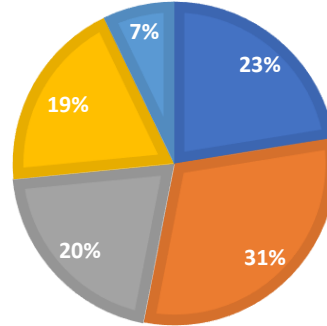
ANTI-RAGGING CELL

■ Excellent ■ Very Good ■ Good
■ Satisfactory ■ Poor



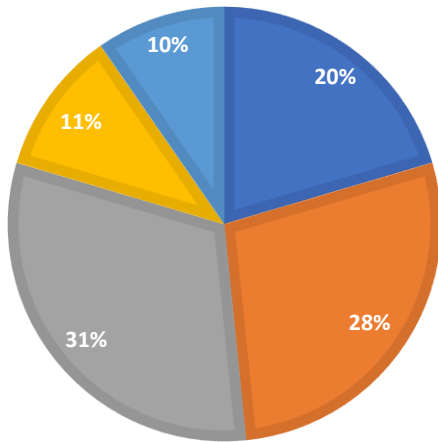
OFFICE ADMINISTRATION AND STUDENT INTERACTION

■ Excellent ■ Very Good ■ Good
■ Satisfactory ■ Poor



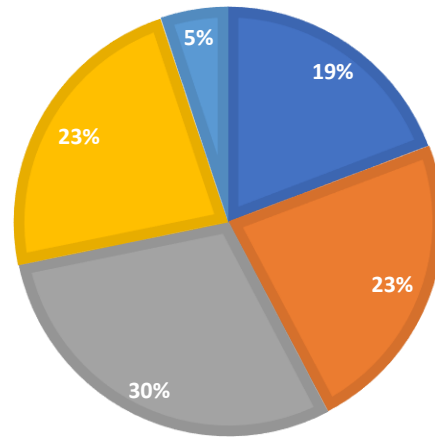
STUDENT COUNCIL ASSOCIATION

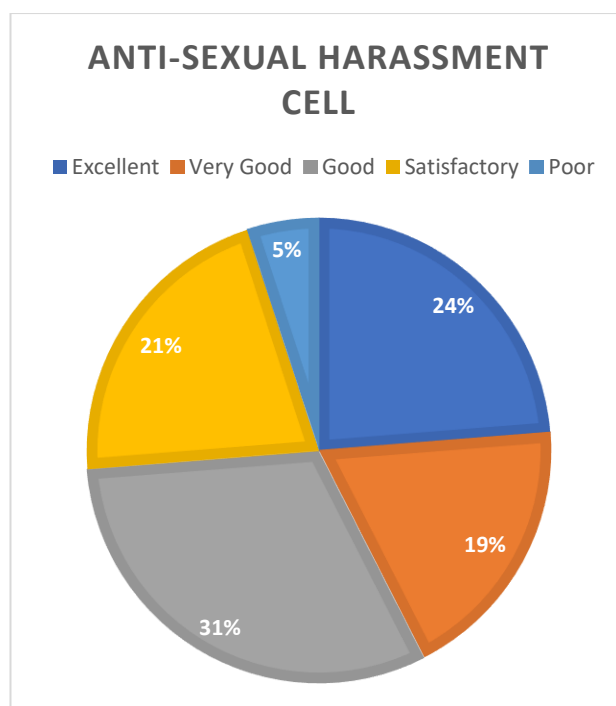
■ Excellent ■ Very Good ■ Good
■ Satisfactory ■ Poor



HOSTEL ADMINISTRATION

■ Excellent ■ Very Good ■ Good
■ Satisfactory ■ Poor

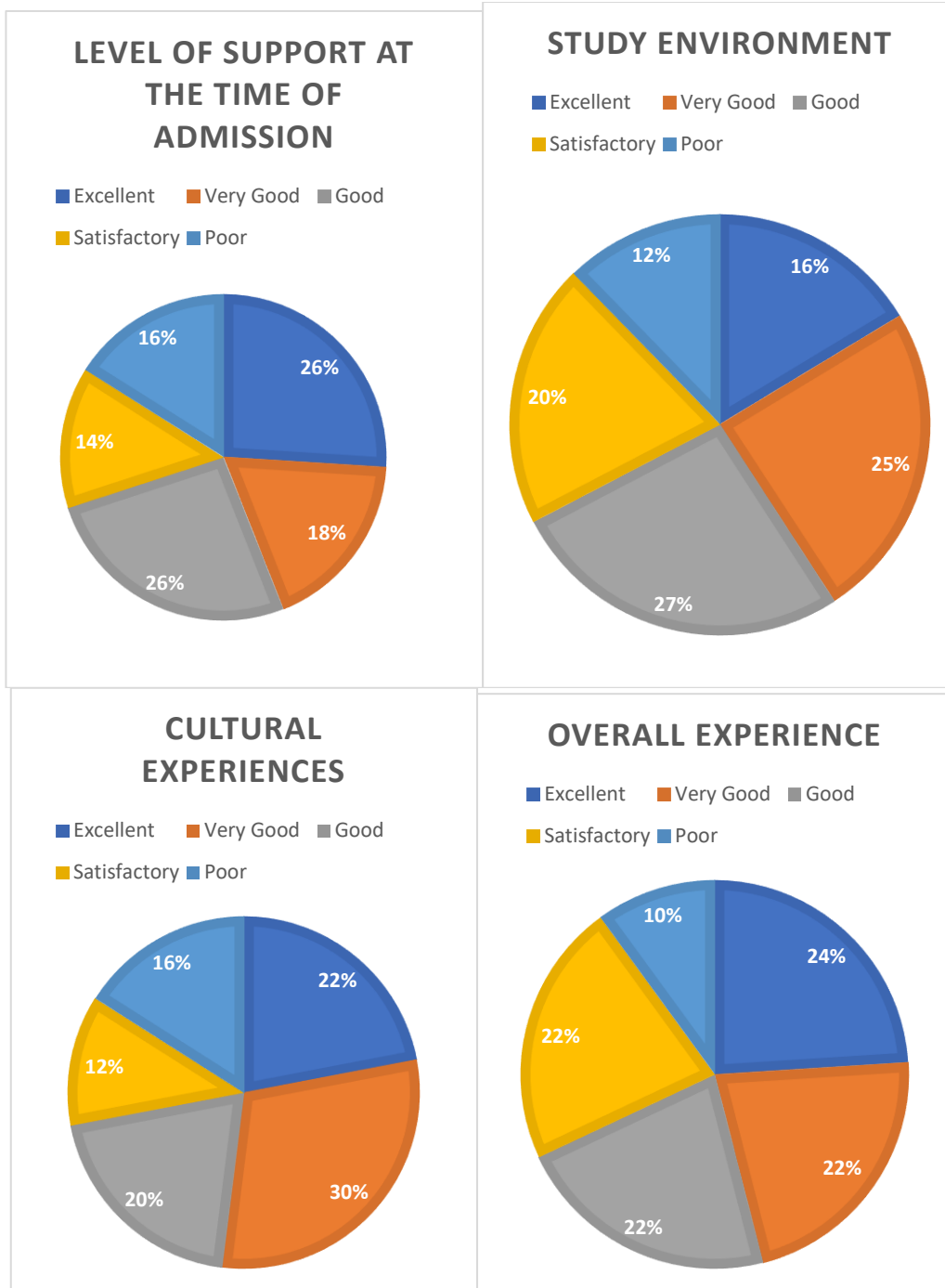




c) Foreign Student

Feedback is collected from foreign students to assess their overall experience as students of this College and to invite suggestions from them, in order to provide them with conducive and helpful environment. The analysis of collected feedback pointed out that most of the foreign students were happy and satisfied with the level of support they got at the time of admission. Majority of them found the study environment, cultural experience, and overall experience satisfying. Although sixteen percent of them found the level of support and cultural experience as poor and ten percent of them were unhappy about the overall experience.

S No	Criteria	Values in Percentage (%)				
		Excellent	Very Good	Good	Satisfactory	Poor
1	Level of support at the time of admission	26.00	18.00	26.00	14.00	16.00
2	Study environment	16.33	24.49	26.53	20.41	12.24
3	Cultural experiences	22.00	30.00	20.00	12.00	16.00
4	Overall Experience	24.00	22.00	22.00	22.00	10.00



Conclusion:- The College regularly collects feedback from students to incorporate their suggestions and proposals in administrative functioning and infrastructure up gradation. The analysis of feedback forms highlighted that most of the students are satisfied with the institution infrastructure and administration and majority of the foreign students feel that their overall experience is good and satisfying.

2. Alumni Feedback

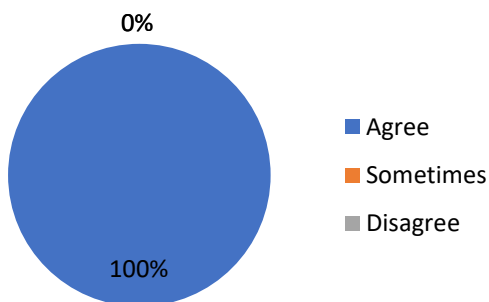
The College regularly collects feedback from Alumni on curriculum aspects and invite suggestions from them for making improvements in curriculum and infrastructure. The collected feedback is analysed and presented to the concerned authorities for necessary action. The analysis highlighted that all alumni feel proud as regards to their association with the College. Almost eighty eight percent of them feel that the infrastructure provided by the College is adequate. Ninety eight percent of the alumni feel that the laboratories are adequately equipped and the faculty solved their problems and handled their grievances effectively. Most of them also believe that the activities organized by the College helped in their overall development and they gained sufficient knowledge in theory and practical as students of this College. Around five percent of the alumni think that Training and Placement Cell needs to work more actively to provide placement opportunities to students. The analysis further pointed out that the alumni are happy with the hospitality extended to them by the College and they would like to recommend the College to others for academics and overall excellence.

a) Alumni Feedback*

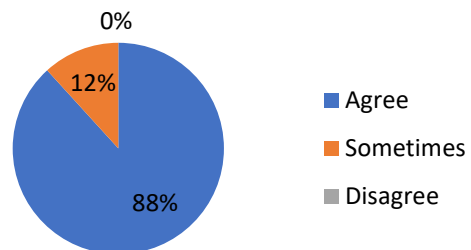
S No	Criteria	Values in Percentage (%)		
		Agree	Sometimes	Disagree
1	Do you feel proud to be associated with SGGSC as an Alumni?	100.00	0.00	0.00
2	College is having adequate infrastructure with respect to academics and extra - Curricular activities	88.24	11.76	0.00
3	College is having adequate laboratories and equipment for practical experiences	97.87	2.13	0.00
4	Teachers were effective in solving your problem	97.96	2.04	0.00

5	College organizes various kind of activities for overall development of students.	93.88	6.12	0.00
6	Institute handles student's grievance properly	97.92	2.08	0.00
7	You obtained sufficient knowledge(both in theory and practical)at SGGSC	96.08	3.92	0.00
8	Training and placement Cell provided ample On/Off campus placement opportunities.	78.95	15.79	5.26
9	College Provides good hospitality as Alumni after passing out	96.00	4.00	0.00
10	You would recommend the College to your near and dear ones for academics and overall excellence	95.83	4.17	0.00

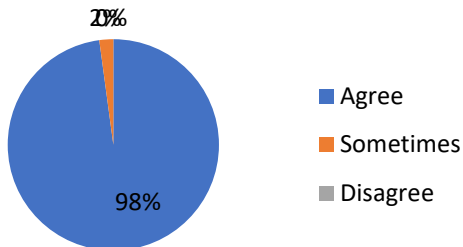
Do you feel proud to be associated with SGGSC as an Alumni?



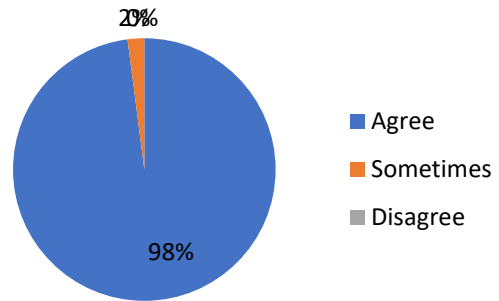
College is having adequate infrastructure with respect to...



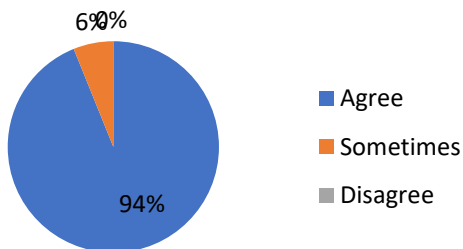
College is having adequate laboratories and equipment for...



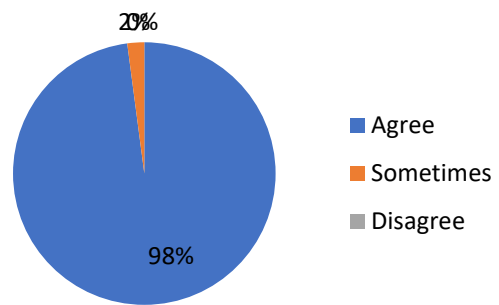
Teachers were effective in solving your problem



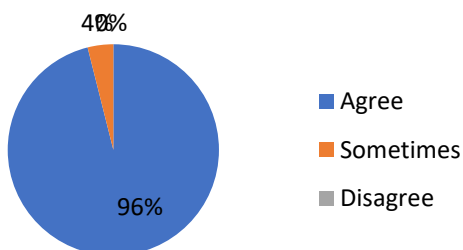
College organizes various kind of activities for overall development of...



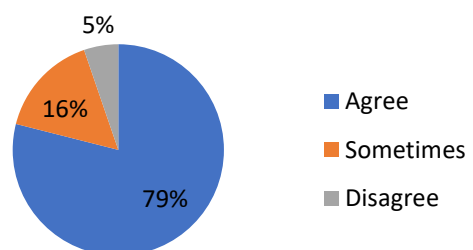
Institute handles student's grievance properly

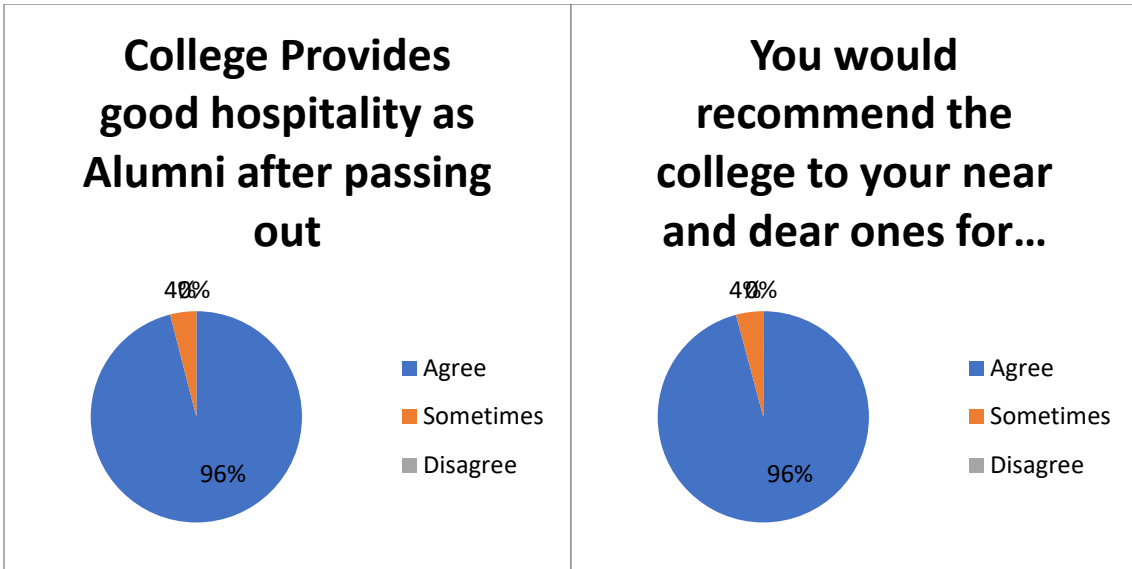


You obtained sufficient knowledge(both in theory and...



Training and placement cell provided ample On/Off campus...





Conclusion: - Feedback collected from alumni pointed out that most of take pride in their association with the College and would like to recommend the College to others for academics and overall excellence. They also believe that the activities organized by the College contributed to their overall development.

SRI GURU GOBIND SINGH COLLEGE, SECTOR 26 CHANDIGARH

Action Taken Report based on Feedback from Stakeholders

Session 2017-18

Every year, the College takes feedback from various stakeholders to measure the impact of all the efforts taken by the institution and to improve quality in all the aspects. Feedback on curriculum and infrastructure is collected in a specific format from students and alumni.


Data collected is consolidated and a report is prepared. Data entered in the feedback forms are then analysed and suggestions/feedback given by the stakeholders is passed to concerned authorities to take necessary action. Based on the comments and suggestions received during feedback, plans for the next academic session are prepared. The College maintains an Institution Level Feedback Analysis Report.

S.No	Suggestions (2016-17)	Implementations (2017-18)
Student Feedback:-		
1	More elective options could be given at UG level	<ul style="list-style-type: none"> Religious and Sikh Studies and History (Honours) have been introduced as elective subjects in BA I
2	The infrastructure of the Laboratories to be upgraded.	<ul style="list-style-type: none"> PG Department of Biotechnology and Microbial Biotechnology upgraded laboratories facilities with purchase of a Rotary Vacuum Evaporator, a larger capacity fully automated Autoclave, Digital pH meter and Incubator Shaker PG Department of Physics added GM Counter, Four Probe Setup, Magnetic Hysteresis, AM/FM Modulation, Air Track Apparatus, Planck's Constant Setup, Oscilloscopes and Function Generators, Hall Effect Setup, Fresnel Biprism setup, Adiabatic expansion of gas setup, Foster Bridge setup, GM setup, He Ne Laser, Transistor/Diode Characteristic setups PG Department of Zoology purchased Digital Photographic Camera, Electronic Magnetic Stirrer, Adult Weighing Scale, Student Projection Microscope, Microscope Olympus, Graph Microscope, Laminar Airflow, Refrigerator and Autoclave to enhance its existing facilities. Department of Botany purchased four Binocular Microscope and renovated two Labs and Museum PG Department of Chemistry procured equipment out of RUSA Grant - Muffle Furnace/ Potentiometer, Magnetic Stirrer, Fuming Cupboard, Polarimeter, hot plate, motor filter etc.
		<ul style="list-style-type: none"> To enhance teaching learning aids, Computers were installed in various Departments

3	Requirement for more Smart Classrooms	<ul style="list-style-type: none"> • Eight Smart Interactive Boards were installed
4	Wider range of book titles and reference books required in the library	<ul style="list-style-type: none"> • The College Library acquired new books, journals and magazines. • New computers have been set up to access the online resources. • Subscription of DELNET Database has been obtained to promote resource sharing with other libraries. • SLIM21 software was installed for library automation.
5	More activities should be taken up by the Placement and Career Counseling Cell	<ul style="list-style-type: none"> • The Placement and Career Counselling Cell organised Placement Drive, Recruitment Drives, Scholarship Session cum test, Lectures, Lecture cum Workshop, Seminar with corporate training for students
6	Access to clean and hygienic washrooms.	<ul style="list-style-type: none"> • Sanitation workers have been briefed about it.
7	Medical room/ first Aid required	<ul style="list-style-type: none"> • Bhai Kanhaiya Health Centre is functional where a doctor is available twice a week. • First Aid Kits are placed at various locations in the College. • Bed is also available for sick students in the Girls Common Room.
8	Proper parking Facility required	<ul style="list-style-type: none"> • Two-Wheeler Parking is available within College Campus. Students are discouraged from using four-wheelers so as to promote Public Transport and to control pollution.
9	Improved canteen facilities	<ul style="list-style-type: none"> • A Juice Bar has been set up in the College Canteen premises. • A fully functional Canteen catering to students' needs is already functional in College.
10	Drinking water facilities required	<ul style="list-style-type: none"> • Water Coolers with RO Systems are installed on every floor.
11	Financial support should be provided to needy students.	<ul style="list-style-type: none"> • Various Scholarship Schemes by Government and Private agencies are available for the students which are handled by the Scholarship Cell. • Freeship to meritorious sportspersons and financially weak students is provided by the College Management.
12	CCTV Cameras in corridors	<ul style="list-style-type: none"> • CCTV Cameras are already functional at various locations in the College as well as hostel.

Alumni Feedback

13	The development of any student shall be on passion based	<ul style="list-style-type: none">• Various Clubs and Societies organise several activities which enhance the potential and skills of the students.
14	Smart Classrooms required	<ul style="list-style-type: none">• Eight Smart Interactive Boards were installed


PRINCIPAL
Sri Guru Gobind Singh College
CHANDIGARH